

HC 8024



24" MANUAL WIRE CLOSING MACHINE

FEATURES *(See Specifications on Back)*

- Closes 3/16" to 1-1/4" (4.7mm to 32mm) Double-Loop Binding Wire
- 24" Binding Edge
- Easily Adjustable for Wire Sizes
- Lightweight and Portable
- Easy Operation at any Wire Size
- Slide Out Table Extension for Handling Long Documents
- 1 Year Limited Warranty
- All Metal Construction



THE ULTIMATE IN:
*Quality Paper Punching and Book Binding
Equipment at Affordable Prices*

www.RHIN-O-TUFF.com

HC 8024

MACHINE SPECIFICATIONS

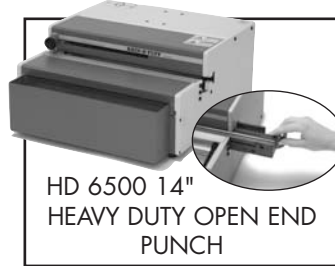
ELECTRICAL REQUIREMENTS			WEIGHT		DIMENSIONS			CLOSING CAPACITY
VOLTS AC	AMPS	Hz	MACHINE	SHIPPING	HEIGHT	WIDTH	DEPTH	3/16" to 1 1/4" (4.7mm to 32mm) WIRE
NA	NA	NA	20.7 Kg	22.5 Kg	432 mm	375 mm	356 mm	
NA	NA	NA	45 lbs.	49 lbs.	17"	28"	30"	



APES 14 AUTOMATIC PAPER EJECTOR & STACKER



HD 7700-H HORIZONTAL PUNCH



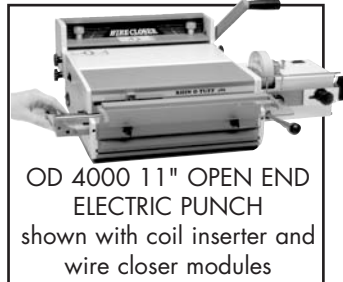
HD 6500 14" HEAVY DUTY OPEN END PUNCH



HD 7500 24" PUNCH with the large document support table



KK 4171 Shown mounted on an HD 4170 machine



OD 4000 11" OPEN END ELECTRIC PUNCH shown with coil inserter and wire closer modules



PC 2000 MANUAL PUNCH AND COIL INSERTER



The HD 8370 Shown with the HD 7700 14" OPEN END PUNCH



HD 4170 RHIN-O-ROLL HEAVY DUTY COIL INSERTER



HD 7000 14" HEAVY DUTY DELUXE OPEN END PUNCH



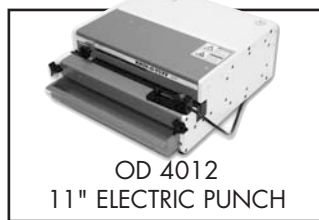
HC 8024 24" WIRE CLOSER




THE HD 4270



HC 8318 18" WIRE INSERTER CLOSER



OD 4012 11" ELECTRIC PUNCH




PAL-14 MODULAR PIKS-A-LIFT



THE HD 4470 COMB OPENER MODULE



OD 4800 11" OPEN END MANUAL PUNCH



OD 3500 COMBO BINDING STATION shown with comb opener and coil inserter modules attached.



COMBO BINDING MODULES
OD 4200
OD 4400
OD 4300
HC 8200/8300 14" SEMI-AUTOMATIC WIRE INSERTER/CLOSER



HC 8000 14" WIRE CLOSER

CALL **1-800-390-5782** FOR A DEALER NEAR YOU
OR VISIT OUR WEB PAGE AT **WWW.RHIN-O-TUFF.COM**