


# HD BINDING MODULES

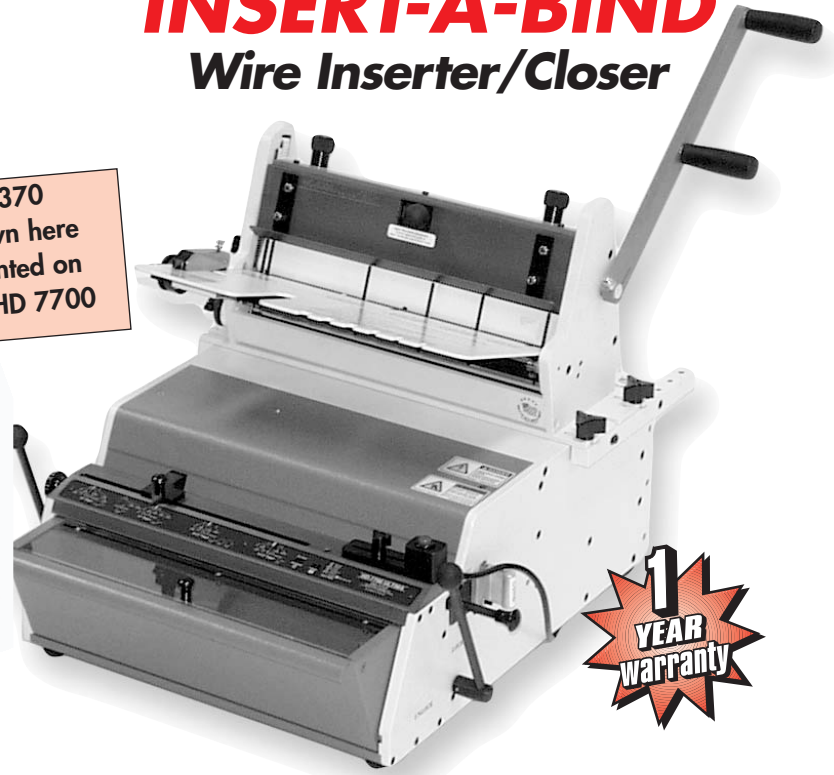
## FEATURING THE

# INSERT-A-BIND

### Wire Inserter/Closer



HD 8370  
Shown here  
mounted on  
the HD 7700



**1**  
YEAR  
warranty

## FOR HD 6500, HD 7000 & HD 7700 PUNCHES

(See Binding Module Specifications on Back)

### INSERT-A-BIND SEMI-AUTOMATIC WIRE INSERTER/CLOSER


#### FEATURES:

- ✓ Inserts & Closes in 1 Easy Step  
Eliminates Manual Insertion of Wire into Document
- ✓ Module design attachable to existing HD 6500, HD 7000 and HD 7700 punches
- ✓ \*Closes 3-1 or 2-1 Double-Loop Binding Wire
  - \* HD 8370 Closes 3-1 Pitch (1/4" to 9/16")  
6.3mm to 14.3mm
  - \* HD 8270 Closes 2-1 Pitch (1/4" to 9/16")  
6.3mm to 14.3mm
- ✓ 14" Binding Edge
- ✓ Easily Adjustable for Wire Sizes

#### ALL MODULES FEATURE:

- ✓ All Metal Construction
- ✓ 1 Year Limited Warranty
- ✓ Lightweight and Portable
- ✓ Easy Operation

### THE HD 4470 COMB OPENER MODULE




Both modules shown here are configured with Stand Alone Production Feet

### THE HD 4270



### DOUBLE LOOP WIRE CLOSER MODULE



**THE ULTIMATE IN:**  
Quality Paper Punching and Book Binding  
Equipment at Affordable Prices

[www.RHIN-O-TUFF.com](http://www.RHIN-O-TUFF.com)

# HD BINDING MODULE SPECIFICATIONS

MACHINES	ELECTRICAL REQUIREMENTS			WEIGHT		DIMENSIONS		
	VOLTS AC	AMPS	Hz	MACHINE	SHIPPING	HEIGHT	WIDTH	DEPTH
<b>INSERT-A-BIND WIRE INSERTER/CLOSER</b> Available in 2 - 1 and 3 - 1 Pitch	NA	NA	NA	30 lbs. 13.7 Kg	35 lbs. 16 Kg	12" 305 mm	22" 560 mm	12" 305 mm
<b>WIRE CLOSER: HD 4270</b>	NA	NA	NA	22 lbs. 10.1 Kg	29 lbs. 13.3 Kg	12"* 305 mm	19" 483 mm	18"* 457 mm
<b>COMB OPENER: HD 4470</b>	NA	NA	NA	16 lbs. 7.3 Kg	23 lbs. 10.6 Kg	12"* 305 mm	19" 483 mm	14"* 355 mm

\*with handle in upright position.




APES 14 AUTOMATIC PAPER EJECTOR & STACKER



HD 7700-H HORIZONTAL PUNCH



HD 6500 14" HEAVY DUTY OPEN END PUNCH



HD 7500 24" PUNCH with the large document support table



KK 4171 Shown mounted on an HD 4170 machine



OD 4000 11" OPEN END ELECTRIC PUNCH shown with coil inserter and wire closer modules



PC 2000 MANUAL PUNCH AND COIL INSERTER




The HD 8370 Shown with the HD 7700 14" OPEN END PUNCH



HD 4170 RHIN-O-ROLL HEAVY DUTY COIL INSERTER



HD 7000 14" HEAVY DUTY DELUXE OPEN END PUNCH



HC 8024 24" WIRE CLOSER




THE HD 4270



HC 8318 18" WIRE INSERTER CLOSER



OD 4012 11" ELECTRIC PUNCH



PAL-14 MODULAR PIKS-A-LIFT



THE HD 4470 COMB OPENER MODULE


Shown configured with Stand Alone Production Feet



OD 4800 11" OPEN END MANUAL PUNCH



OD 3500 COMBO BINDING STATION shown with comb opener and coil inserter modules attached.



OD 4200

OD 4400

COMBO BINDING MODULES  
HC 8200/8300 14" SEMI-AUTOMATIC WIRE INSERTER/CLOSER



HC 8000 14" WIRE CLOSER



OD 4300



**CALL 1-800-390-5782 FOR A DEALER NEAR YOU**  
**OR VISIT OUR WEB PAGE AT [WWW.RHIN-O-TUFF.COM](http://WWW.RHIN-O-TUFF.COM)**